

UFOP Market Information

Oilseeds and Biofuels

Contents

Producer prices
Wholesale prices..... 2
 Rapeseed
 Rapeseed oil, palm oil
 Rapeseed meal
 Rapeseed cake
 Cold pressed rapeseed oil
Fuels..... 3
 Wholesale prices
 Prices at the pump
 Fuel consumption
Highlights4ff.

Price trends

| Mean price | Week 21 | Previous week | Trend |
|--|---------|---------------|-------|
| Producer prices in EUR/t | | | |
| Rapeseed | 332,22 | 328,99 | ↗ |
| Wholesale prices in EUR/t | | | |
| Rapeseed | 349,00 | 343,00 | ↗ |
| Rapeseed oil | 700,00 | 690,00 | ↗ |
| Rapeseed meal | 243,00 | 238,00 | ↗ |
| Rapeseed cake* | 251,63 | 251,25 | ↗ |
| Rapeseed future | 363,25 | 355,00 | ↗ |
| Wholesale prices in ct/l, excl. VAT | | | |
| Biodiesel | 119,02 | 118,68 | ↗ |
| Consumer prices in ct/l incl. VAT | | | |
| Diesel | 126,41 | 126,89 | ↘ |
| Futures in US-\$/barrel | | | |
| WTI, Nymex | 66,71 | 72,24 | ↘ |

* = compared with previous month, selling prices by mills, rapeseed cake with at least 10 % fat, rapeseed meal 0 %

Market Headlines

Oilseeds

- Rapeseed prices finally firmed.
- Estimate of German 2018 rapeseed yield was lowered.
- Rapeseed producers held back, hoping that prices would rise further.
- Oil mills' interest in buying the new 2018 crop increased.

Oilseed meals and oilcakes

- Soybean meal trended firm, driven by tight supply from Argentina and logistical restrictions in Brazil.
- Demand for rapeseed meal was low as feed compounders' need was covered for the time being.
- Asking prices for rapeseed cake were raised marginally.

Vegetable oils

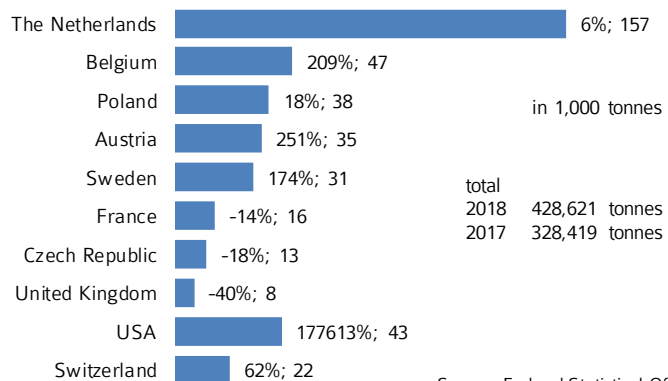
- Firm prices for palm and soybean oil pulled up prices for rapeseed oil.
- Prices for cold pressed rapeseed oil were firm with no trading.

Fuels

- Biofuels prices went up.
- Mineral diesel remained above the level of EUR 125 euro cents per litre, supported by firm crude oil prices.

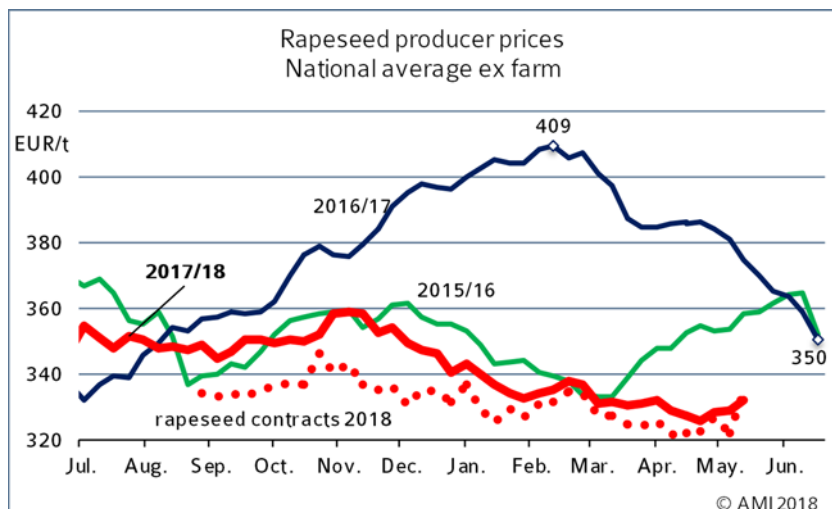
Chart of the week

Top recipient countries of German biodiesel
German exports from January to March 2018



Source: Federal Statistical Office

Market prices



Wholesale prices

In EUR/t on 23.05.2018, (collected at mills and trade)

| | Rapeseed 2017 franko | Rapeseed fob | Rapeseed oil fob | Palmoil cif |
|---------------|-------------------------|-----------------|---------------------|----------------|
| Spot | 349 | 243 | 700 | 569 |
| Previous week | 343 | 238 | 690 | 558 |

Source: AMI

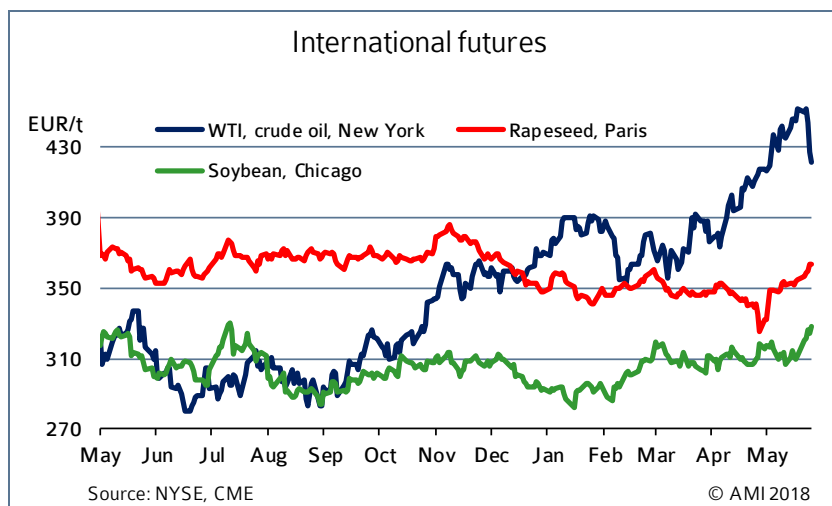
Contract prices for rapeseed cake & cold-pressed rapeseed oil

Ex work in EUR/t (reported by mills/traders on 22.05.2018)

| Monthly production | Rapeseed cake | | cold-pressed rapeseed oil in Cent/l | |
|--------------------|---------------|----------------|-------------------------------------|-----------|
| | Price range | Previous month | Feed oil | DIN 51605 |
| < 100 t | 255-260 | 255-260 | 85,50 | 87,00 |
| > 100 t | 241-246 | 240-245 | pm: 83,88 | pm: 85,13 |

Note: pm = previous month; crude rapeseed oil excl. tax

Source: AMI



Rapeseed

In the second half of May, Paris rapeseed futures firmed. This trend spread to the cash market. Rapeseed prices recently climbed to EUR 332 per tonne. New-crop contract prices even jumped to EUR 335 per tonne so that for the first time they were higher than prices for the old crop. The reason was, first and foremost, lower yield estimates for Germany and parts of the EU-28. The poor weather conditions have expectedly damaged many rapeseed crops. Consequently, rapeseed producers speculated on a further price increase, also because oil mills showed more interest in buying.

Rapeseed oil

Prices of rapeseed oil firmed significantly over the second half of May. However, it hardly did so from a position of strength, because demand for rapeseed oil from the biodiesel industry remained low. The boost was provided by firm palm and soybean oil prices and the weak euro.

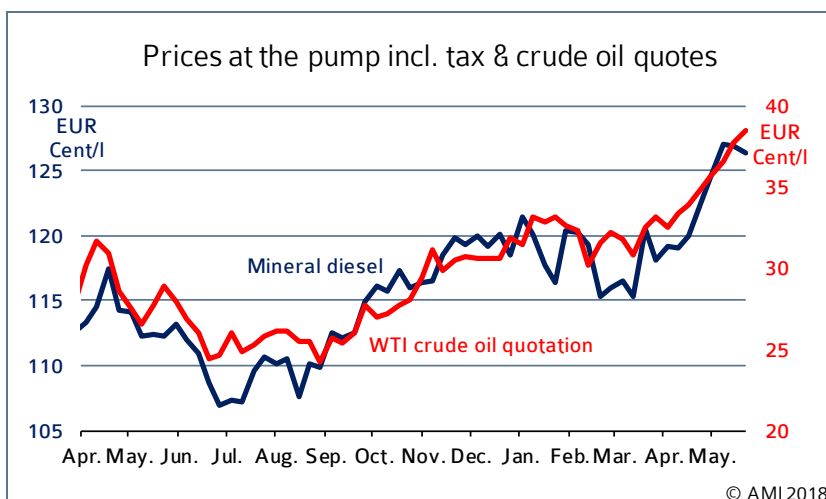
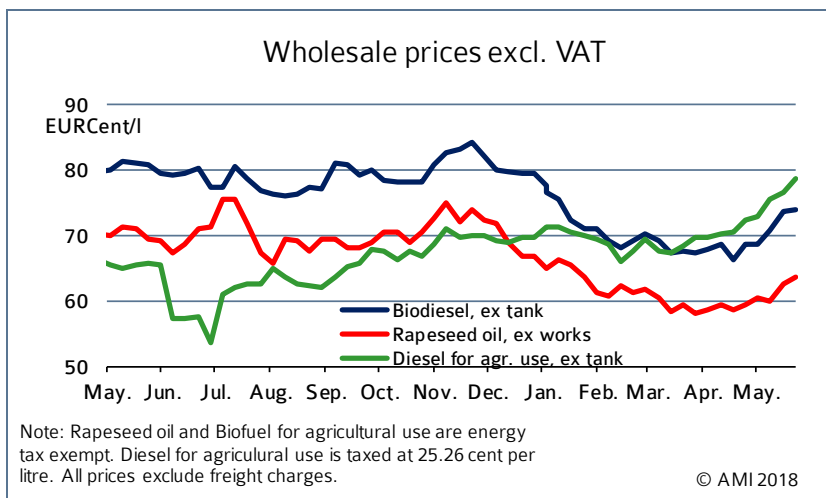
Rapeseed cake

Rapeseed meal prices remained virtually unchanged from the previous month. The amount of EUR 237.85 per tonne seen in May just slightly exceeded the EUR 237.60 per tonne recorded in April. Wholesale prices for rapeseed cake also increased only minimally to EUR 233 per tonne from the previous month. The range extended from EUR 230 to EUR 237 per tonne. Decentralised oil mills maintained their asking prices for rapeseed cake at virtually the same level as the previous month. In some cases, asking prices were raised EUR 1 per tonne.

Cold pressed rapeseed oil

As prices for vegetable oil and crude oil rose in the international futures markets, German prices for rapeseed oil also firmed. Cold pressed rapeseed oil at the decentralised oil mills went up 1.75 euro cents per litre to 86.25 euro cents per litre, a level not seen in six months. However, as buying interest cooled down significantly, the firming price trend was hardly driven by trading activities.

Biodiesel/ mineral Diesel



Domestic consumption in 2018

in 1.000 t

| | Jan. | Feb. | March | cumulated | |
|-------------------------|---------|---------|---------|-----------|---------|
| | | | | 2018 | 2017 |
| Biodiesel for blending | 182,3 | 175,9 | 203,3 | 562,2 | 501,1 |
| Diesel | 2.618,0 | 2.700,1 | 2.943,2 | 8.263,3 | 8.720,7 |
| Biodiesel + diesel | 2.800,3 | 2.876,0 | 3.146,5 | 8.825,5 | 9.221,8 |
| Share biodiesel | 6,5 % | 6,1 % | 6,5 % | 6,4 % | 5,4 % |
| Bioethanol ETBE a) | 11,3 | 9,7 | 13,6 | 34,6 | 27,3 |
| Bioethanol for blending | 94,7 | 78,8 | 85,7 | 259,2 | 228,5 |
| Bioethanol total | 106,0 | 88,5 | 99,3 | 293,8 | 255,8 |
| Gasoline | 1.344,5 | 1.326,1 | 1.454,7 | 4.124,6 | 4.122,5 |
| Gasoline + bioethanol | 1.450,5 | 1.414,6 | 1.554,0 | 4.418,3 | 4.378,4 |
| Share bioethanol | 7,3 % | 6,3 % | 6,4 % | 6,6 % | 5,8 % |

Note: a) Volume percent of bioethanol in ETBE = 47 %; gacumulated figures include (unpublished) revised monthly BAFA data

Source: Federal Office for Economic Affairs and Export Control, AMI

Wholesale prices

Asking prices for biodiesel rallied markedly, but trading was virtually non-existent. Many blenders held back buying as the price level was too high for them. The key reason for the surge in prices was firming diesel prices that improved the competitive position of biodiesel. Also, demand for diesel fuel was buoyant, with the result that biodiesel producers speculated on the mineral oil industry's obligation to reduce greenhouse gas emissions.

Prices at the pump

May crude oil prices continued to surge, also pulling up diesel prices. The climb was driven by the penalties the US imposed against the most important oil-producing countries Iraq and Venezuela. A further boost was provided by OPEC reports claiming that global oil stocks had shrank massively in April.

Consumption

Biodiesel

The consumption of fuels usually rises in March – as it did this year. However, the use in blends of 203,300 tonnes was down around 1.5 per cent from the volume recorded in March 2017. In the first quarter of 2018, the biodiesel share rose to 562,200 tonnes, which was up 12 per cent from the previous year. In the same period, the use of pure diesel went down approximately 8.3 million tonnes, or 5 per cent, from 2017. As a result, the volumetric blending quota in this period reached 6.40 per cent. This quota significantly exceeded the 5.43 per cent recorded in the same period last year.

Bioethanol

The use of bioethanol in petrol and ETBE also increased. According to information published by the Federal Office for Economic Affairs and Export Control (BAFA), first-quarter consumption amounted to 293,800 tonnes, which was up 15 per cent from the same period last year. At the same time, the use of petrol remained stable at 4.12 million tonnes, with the result that the incorporation rate rose to 6.65 per cent. This compared to 5.84 per cent in last year's period. By comparison, March use of bioethanol in ETBE was up 41 per cent and that of biodiesel in blends was up 8.7 per cent from the previous month. The increase from March 2017 amounted to 27 per cent and 7.6 per cent respectively.