

# UFOP Market Information

## Oilseeds and Biofuels

### Contents

**Producer prices**  
 Wholesale prices .....2  
 Rapeseed  
 Rapeseed oil, palm oil  
 Rapeseed meal  
 Rapeseed cake  
 Cold pressed rapeseed oil  
**Fuels** .....3  
 Wholesale prices  
 Prices at the pump  
 Fuel consumption  
**Highlights** ..... 4ff.

### Price trends

Mean price	Week 4	Previous week	Trend
<b>Producer prices in EUR/t</b>			
Rapeseed	343,48	343,13	↗
<b>Wholesale prices in EUR/t</b>			
Rapeseed	361,00	353,00	↗
Rapeseed oil	715,00	712,00	↗
Rapeseed meal	202,00	198,00	↗
Rapeseed cake*	238,57	256,90	↘
Rapeseed future	359,75	359,75	→
<b>Wholesale prices in ct/l, excl. VAT</b>			
Biodiesel	119,22	120,51	↘
Rs oil fuel*	133,55	128-135	↘
<b>Consumer prices in ct/l incl. VAT</b>			
Diesel	94,16	96,31	↘
<b>Futures in US-\$/barrel</b>			
WTI, Nymex	33,58	29,78	↗

\* = compared with previous month, selling prices by mills, rapeseed cake with at least 10 % fat, rapeseed meal 0 %

### Market Headlines

#### Oilseeds

- Sharply declining crude oil prices and firm euro beat down rapeseed prices on the Euronext in Paris; nearby hit four-month low.
- Farmers hardly offered any rapeseed as bids went down; oil mills were stocked up well on nearby positions; 2016 crop was hardly discussed.
- US soybean prices firmed on reduction of US soybean harvest estimate; start of soybean harvest in South America and drop in demand from China put pressure on prices at the end of the month.

#### Oilseed meals and oilcakes

- Oilseed meal prices were just below previous month's level.
- Prices of rapeseed cake dropped sharply, demand was steady.

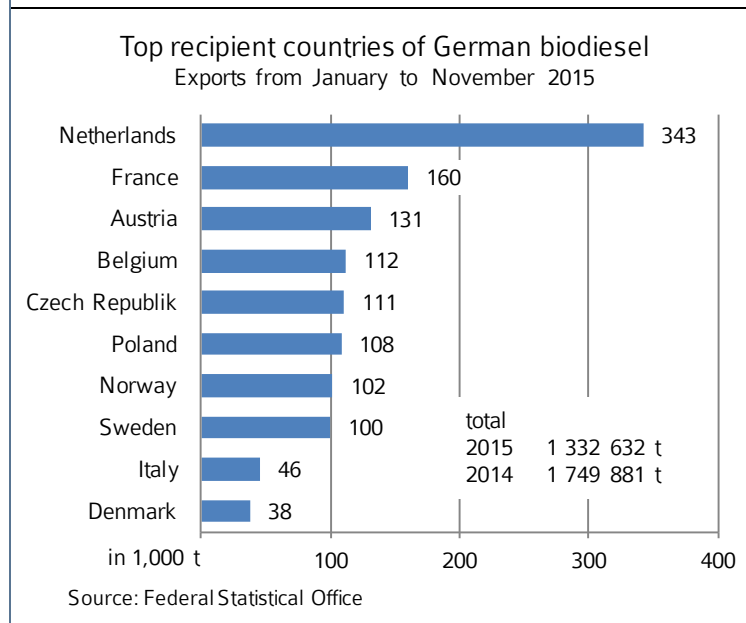
#### Vegetable oils

- Rapeseed meal prices fell considerably; demand continued low.
- Price reductions for cold pressed rapeseed oil failed to ramp up interest in buying.

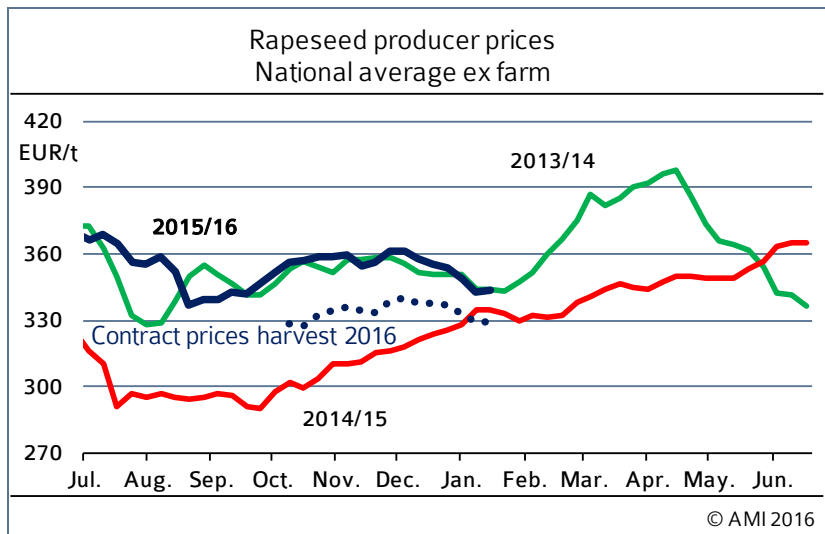
#### Biofuels

- November 2015 biodiesel consumption continued the downward trend.
- January 2016 wholesale prices for biodiesel and diesel declined.

### Chart of the week



# Market prices



## Wholesale prices

In EUR/t on 27.01.2016, (collected at mills and trade)

	Rapeseed 2015 franko	Rapeseed fob	Rapeseed oil fob	Palmoil cif
Spot	361	202	715	518
Previous week	353	198	712	510

Source: AMI

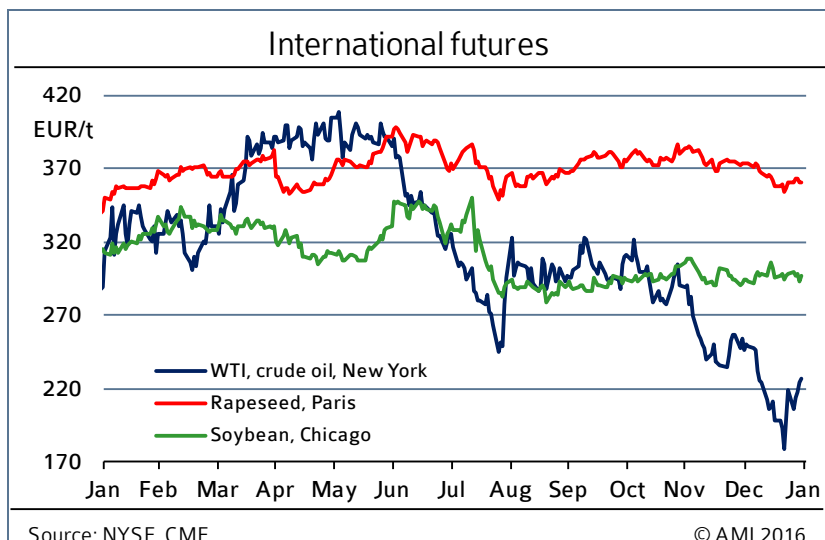
## Contract prices for rapeseed cake & cold-pressed rapeseed oil

Ex works in EUR/t (reported by mills/traders on 19.01.2016)

Monthly production	Rapeseed cake		cold-pressed rapeseed oil in Cent/l		
	Price range	Previous month	Feed oil	DIN 51605	Fuel
< 100 t	240-260	240-265	80,78	80,78	133,55
> 100 t	220-240	240-250	pm: 81,78	74-86	128-135

Note: pm = previous month; crude rapeseed oil excl. tax

Source: AMI



## Rapeseed

Bids went down considerably on weak rapeseed prices in Paris in January 2016. This almost brought trading to a standstill. Farmers hardly offered any material, hoping that prices would surge soon. Oil mills were stocked up well for nearby positions, making few purchases for the final quarter of 2015/16. The upcoming crop was also scarcely discussed. However, the drop in prices was less sharp than for nearby positions.

## Rapeseed oil

Demand for rapeseed oil continued to be slack in January. Biodiesel producers sold their feedstock in some cases because of unsatisfactory margins, instead of processing it. Prices saw a substantial drop over the month. Supply was abundant in all regions.

## Rapeseed cake

Asking prices for rapeseed cake fell, on average, by EUR 8 per tonne from the previous month, to EUR 238.50 per tonne. Some suppliers even lowered their offers by as much as EUR 10 per tonne. Demand from livestock farmers was steady. Sales to compound feed manufacturers dropped based on the abundant availability of rapeseed meal everywhere. Wholesale prices for rapeseed cake hit a 15-month low, at a selling price of EU 213 per tonne for nearby supplies.

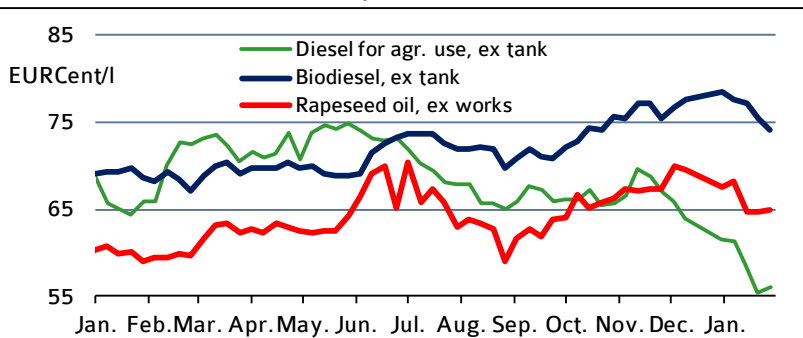
## Cold pressed rapeseed oil

Selling prices for cold pressed rapeseed oil were lowered, but the reduction largely failed to generate new business. Above all, sales of rapeseed oil to CHP facilities were impossible, given the current prices of mineral diesel. Mineral diesel including energy tax was less costly than cold pressed rapeseed oil excluding tax. At the pump, rapeseed oil was sold at 133.55 euro cents per litre. It could therefore not quite compete with diesel, which cost far below 100 euro cents per litre. In other words, cold pressed rapeseed oil was mainly used as livestock feed. However, the material went to local livestock farmers only.

Current market data, analyses  
and comments on  
[www.AMI-informiert.de](http://www.AMI-informiert.de) for free

# Biodiesel/ mineral Diesel

Wholesale prices excl. VAT



Note: Rapeseed oil and Biofuel for agricultural use are energy tax exempt. Diesel for agricultural use is taxed at 25.26 cent per litre. All prices exclude freight charges.

© AMI 2016

## Wholesale prices

The glut of supply from the US and Iran sent crude oil prices nose-diving to the lowest level in 12 years in January 2016. In the light of this, wholesale prices for diesel dwindled massively. Biodiesel prices were under downward pressure from continued scant demand and weak feedstock prices.

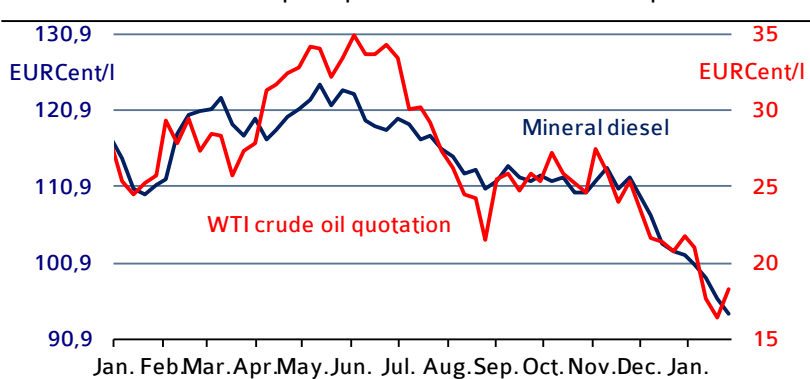
## Prices at the pump

January pump prices for mineral diesel followed crude oil prices, temporarily plummeting to only around 94 euro cents per litre. This was also a 12-year low.

## Fuel consumption

German biodiesel consumption continued its months-long downward slide in November 2015. The use of biodiesel in blends (167,000 tonnes) was down just under 7 per cent from November 2014. By contrast, consumption of mineral diesel went up considerably, BAFA reports. The main reason was falling crude oil prices. In other words, German November 2015 consumption of mineral diesel not only hit an annual high, at almost 3.4 tonnes, but also outstripped the previous year's figure by a good 11 per cent. Consequently, the blending quota of biodiesel dropped by virtually 1.7 per cent compared to the same month in 2014, to 5 per cent.

Prices at the pump incl. tax & crude oil quotes



© AMI 2016

## Domestic consumption in 2015

												Cumulated	
	Jan.	Feb.	March	April	Mai	June	July	Aug.	Sept.	Oct.	Nov.	2015	2014
Biodiesel for blending	161,7	165,2	188,9	190,0	205,0	190,7	190,2	185,4	165,1	159,4	167,4	1.976,2	2.118,4
Pure biodiesel b)	0,1	0,1	1,7	0,3	0,2	0,2	0,4	0,3	2,4	-0,1	-1,7	3,8	3,6
Biodiesel total	161,9	165,3	190,5	190,3	205,2	190,9	190,7	185,7	167,5	159,3	165,7	1.980,1	2.122,0
Pure plant oil (PPO) b)	0,0	0,0	0,1	0,1	0,1	0,1	0,1	0,1	1,1	0,0	0,1	2,0	5,4
Biodiesel & PPO	161,9	165,3	190,6	190,4	205,2	190,9	190,7	185,8	168,6	159,3	165,8	1.982,0	2.127,5
Diesel	2.823,6	2.756,8	3.221,5	3.003,8	2.948,7	3.168,8	3.449,7	3.171,6	3.209,4	3.331,4	3.354,8	34.071,9	32.810,1
Biodiesel share in blending	5,7 %	6,0 %	5,9 %	6,3 %	7,0 %	6,0 %	5,5 %	5,8 %	5,1 %	4,8 %	5,0 %	5,8 %	6,5 %
Biodiesel + diesel + PPO	2.823,7	2.756,9	3.223,3	3.004,2	2.949,0	3.169,1	3.450,2	3.172,0	3.212,8	3.331,3	3.353,1	34.077,7	32.819,2
Share biodiesel & PPO	5,7 %	6,0 %	5,9 %	6,3 %	7,0 %	6,0 %	5,5 %	5,9 %	5,2 %	4,8 %	4,9 %	5,8 %	6,5 %
Bioethanol ETBE a)	9,7	9,2	7,4	8,9	11,0	10,1	9,8	8,6	8,5	10,4	11,5	106,6	127,9
Bioethanol for blending	66,3	53,0	78,6	89,3	96,7	89,9	96,6	100,0	90,5	88,4	82,8	959,9	971,5
Bioethanol E 85	0,1	0,4	0,7	0,7	0,7	0,7	0,7	0,6	0,4	0,4	0,4	6,3	9,8
Bioethanol total	76,1	62,6	86,6	98,8	108,2	100,7	107,0	109,2	99,4	99,2	94,5	1.071,7	1.107,5
Gasoline	1.464,1	1.310,4	1.580,4	1.525,3	1.575,7	1.552,5	1.655,7	1.617,8	1.522,5	1.623,1	1.468,3	16.737,9	17.021,9
Gasoline + bioethanol c)	1.464,2	1.310,7	1.581,0	1.525,9	1.576,3	1.553,1	1.656,3	1.618,3	1.522,9	1.623,4	1.468,5	16.743,1	17.030,0
Share bioethanol c)	5,2 %	4,8 %	5,5 %	6,5 %	6,9 %	6,5 %	6,5 %	6,7 %	6,5 %	6,1 %	6,4 %	6,4 %	6,5 %

Note: a) Volume percent of bioethanol in ETBE = 47 %; b) source: Statistisches Bundesamt, 'Taxation of energy products', chapter II: energy products (excluding heating fuels); taxation without amounts according to § 46 and § 47 EnergieStG; c) The proportion of gasoline fuels contained in bioethanol fuels have been offset; cumulated figures include (unpublished) revised monthly BAFA data

Source: Bundesamt für Wirtschaft und Ausfuhrkontrolle, AMI