

UFOP Market Information

Oilseeds and Biofuels

Contents

Producer prices
Wholesale prices..... 2
 Rapeseed
 Rapeseed oil, palm oil
 Rapeseed meal
 Rapeseed expeller

Fuels..... 3
 Wholesale prices
 Prices at the pump
 Fuel consumption

Highlights4ff.

Price trends

Mean price	Week 9	Previous week	Trend
Producer prices in EUR/t			
Rapeseed	750,00	708,00	↘
Wholesale prices in EUR/t			
Rapeseed	850	757	↗
Rapeseed oil	1.675	1.568	↗
Rapeseed meal	433	378	↘
Rapeseed cake*	455	405	↗
Rapeseed future	809,75	763,50	↗
Wholesale prices in ct/l, excl. VAT			
Biodiesel	221,46	211,29	→
Consumer prices in ct/l incl. VAT			
Diesel	173,20	164,62	↗
Futures in US-\$/barrel			
WTI, Nymex	107,67	92,81	↗

* = compared with previous month, selling prices by mills, rapeseed cake with at least 10 % fat, rapeseed meal 0 %

Market Headlines

Oilseeds

- Prospects of disrupted trade routes and suspension of supply in the Black Sea region drove rapeseed prices.
- Fears of supply bottlenecks sparked buying interest, but rapeseed stocks from the 2021 crop were largely cleared.
- US soybean prices rose in February, driven by uncertainty of harvest prospects in South America.

Oilseed meals and oilcakes

- Prices of rapeseed meal increased more strongly than those of soybean meal from the beginning of the month.
- Soybean meal prices followed the rise in global oilseed prices.

Vegetable oils

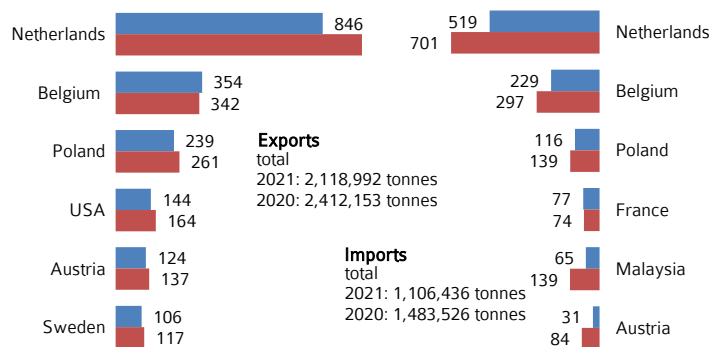
- Rapeseed oil prices rose sharply with barely any trading in February; demand was expected to increase massively.
- Palm oil climbed to all-time high; absence of sunflower oil shipments from Black Sea improved competitive advantage.

Fuels

- Biodiesel most recently remained firm, war in Eastern Europe drove prices up.
- Crude oil prices climbed to 8.5-year high, fears of interrupted supply fuelled prices.

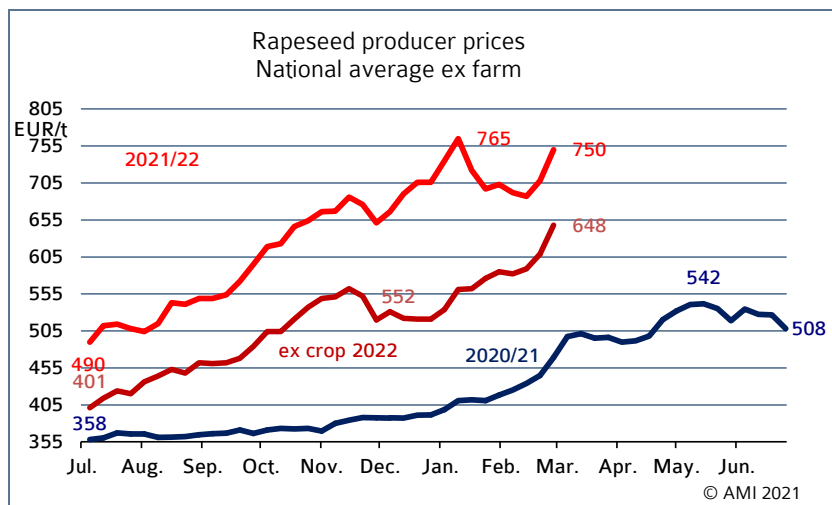
Chart of the week

Germany: Key countries of importation and exportation of biodiesel in 1,000 tonnes



Source: Destatis

Market prices

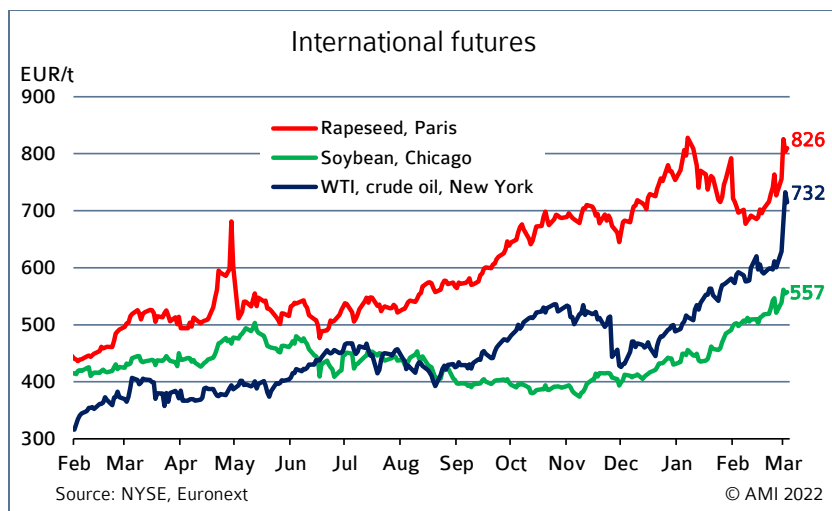
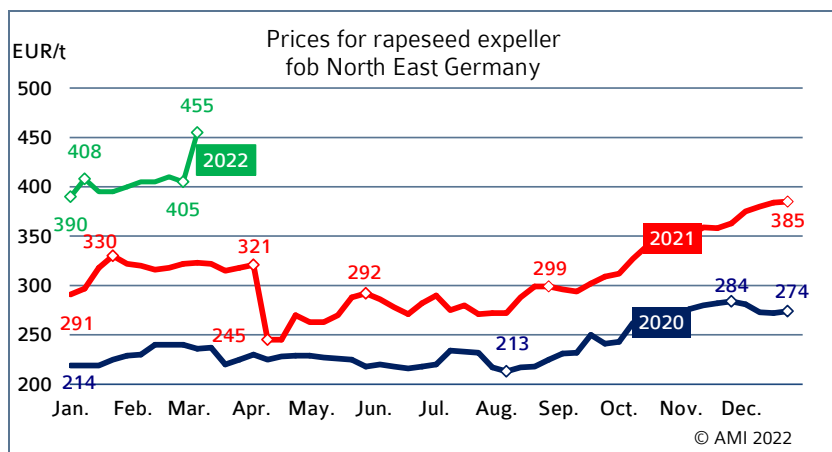


Wholesale prices

in EUR/t on 02.03.2022, (collected at mills and trade)

	Rapeseed 2021 franko	Rapeseed fob	Rapeseed oil fob	Palmoil cif
Spot	850	433	1 675	1759
Previous week	757	378	1 568	1420

Source: AMI



Rapeseed

Rapeseed prices increased in an unprecedented jump, driven by strong futures market quotations, which just fell short of the January 2022 high at EUR 825.75 per tonne. The rise pushed one or two spot batches out of on-farm storages, but volumes were very low. By contrast, farmers' inclination to sell rapeseed from the 2022 crop grew slightly. However, in the sharply rising market, ask and bid drifted so far apart that trading rarely took place.

Rapeseed oil

Fuelled by the escalation in Eastern Europe, rapeseed oil prices, at EUR 1,675 per tonne fob German mill, came closer to their mid-January highs. On the other hand, market participants acted cautiously in view of the uncertainty about the exact implications of the conflict. After exports from the Ukraine were stopped because ports were being bombed, there will be no shipments of rapeseed and especially sunflower oil by boat for the time being. Buyers have to fall back on alternatives such as rapeseed oil, which is why sellers expect demand to rocket over the next days.

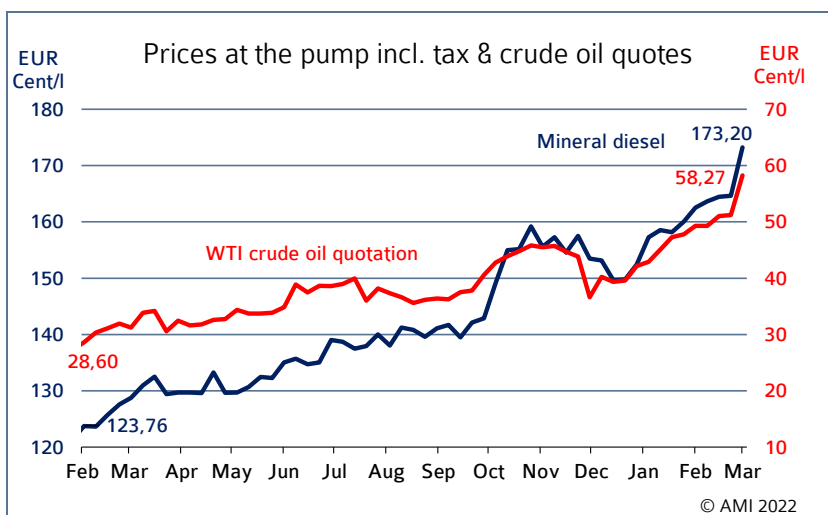
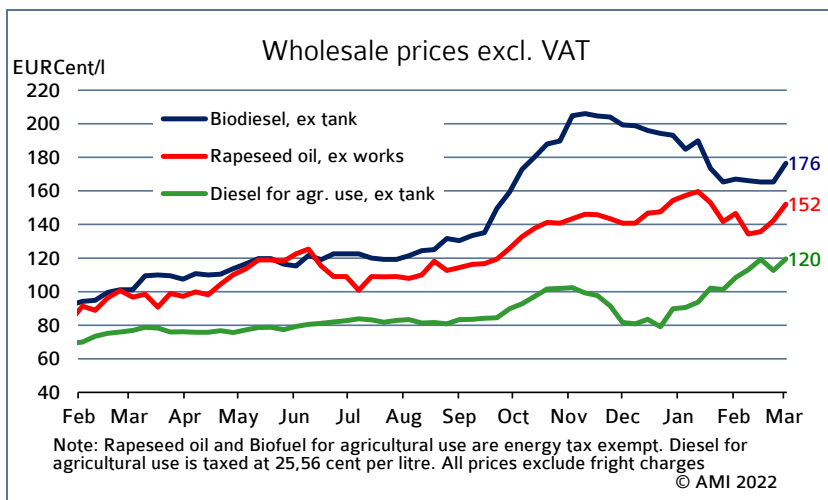
Rapeseed expeller

Rapeseed expeller fob North Germany climbed to peak at EUR 455 per tonne at the end of February. Meanwhile, little is offered in the market. In a rising market sellers usually wait and see. Buyers are also holding back given the enormously high price level. They only make purchases that are currently needed and don't even make enquiries for further forward positions.

Wholesale prices

At the beginning of February, biodiesel prices moved slightly downwards amid the tension between the Russian-Ukrainian conflict and exhausted storage capacity. However, most recently prices for biodiesel rose sharply as a consequence of the escalation in Eastern Europe. Growing concerns about an interruption of energy supply drove prices upwards initially. On the other hand, large stocks put pressure on asking prices. Sellers' inclination to sell was increasing.

Biodiesel/ Mineral diesel



Prices at the pump

Crude oil prices only knew one direction in February: steeply upwards. The war in Eastern Europe provided a strong boost. Market participants feared a shortage in supplies of this important commodity for the global economy, if Russia were to interrupt energy shipments in response to the sanctions. As a consequence, stock exchange prices climbed to USD 110.60/bbl on 2 March 2022, reaching the highest level since September 2013.

Consumption

Biodiesel

Biodiesel use for blending declined further. Whereas in November 2021 it amounted to 197,606 tonnes, it dropped to 186,543 tonnes in December 2021. This translates to an 11 per cent decline on the same month the previous year. A decline in biodiesel consumption has been evident already since September 21. Whereas the incorporation rate was at 8.3 per cent in the record month of 2021, it was down to 6.4 per cent in December. Total consumption of biodiesel in Germany in 2021 amounted to 2.5 million tonnes, which was down 16 per cent on the previous year.

Domestic consumption in 2021

in 1.000 t														cumulated	
	Jan.	Feb.	March	April	May	June	July	Aug.	Sep.	Oct.	Nov.	Dec.	2021	2020	
Biodiesel for blending	172,2	157,7	182,5	211,3	204,7	210,0	232,4	266,7	260,5	248,8	197,6	186,5	2.534,0	3.025,8	
Diesel	2.033,9	2.065,2	2.727,4	2.574,1	2.523,0	2.885,7	2.882,1	2.942,7	2.850,1	3.004,2	2.962,0	2.745,0	32.677,3	32.045,4	
Biodiesel + diesel	2.206,1	2.222,9	2.909,9	2.785,4	2.727,7	3.095,7	3.114,6	3.209,4	3.110,6	3.253,0	3.159,7	2.931,5	35.211,3	35.071,1	
Share biodiesel	7,8	7,1	6,3	7,6	7,5	6,8	7,5	8,3	8,4	7,7	6,3	6,4	7,2	8,6	
Bioethanol ETBE a)	10,6	9,2	13,4	13,2	14,1	10,9	14,0	14,3	15,9	15,0	10,3	10,2	157,4	125,9	
Bioethanol for blending	65,2	50,6	67,9	76,9	90,1	85,2	84,1	105,1	83,0	112,0	88,4	84,5	990,3	971,9	
Bioethanol total	75,8	59,8	81,3	90,1	104,3	96,2	98,1	119,4	98,9	127,0	98,7	94,7	1.147,7	1.097,8	
Gasoline	948,5	956,5	1.248,8	1.177,3	1.214,4	1.392,9	1.396,6	1.463,6	1.441,0	1.386,4	1.341,0	1.297,1	15.366,9	15.161,2	
Gasoline + bioethanol	1.024,3	1.016,2	1.330,0	1.267,5	1.318,7	1.489,1	1.494,7	1.583,0	1.539,9	1.513,4	1.439,7	1.391,8	16.514,6	16.259,1	
Share bioethanol	7,4	5,9	6,1	7,1	7,9	6,5	6,6	7,5	6,4	8,4	6,9	6,8	6,9	6,8	

Note: a) Volume percent of bioethanol in ETBE = 47 %; cumulated figures include (unpublished) revised monthly BAFA data
Source: Federal Office for Economic Affairs and Export Control, AMI.

Bioethanol

Bioethanol consumption also declined in December 2021. Just less than 84,454 tonnes were used for blending and just under 10,231 tonnes in ETBE. This adds up to more than 94,680 tonnes, which is 4 per cent short of the previous month's volume. By contrast, consumption of bioethanol grew much more rapidly than the previous year. In other words, demand in December 2021 was up around 25 per cent on the same month the previous year. December petrol consumption also declined on the previous month, but it did so less sharply, with the incorporation rate of bioethanol in petrol decreasing from 6.9 to 6.8 per cent. Total consumption of bioethanol increased 4.5 per cent to 1.15 million tonnes in 2021.